



2010 DOWNTOWN WORKER SURVEY RESULTS



Cannon Design

I think St. Louis downtown can be a great place and the improvements so far, have made me proud of the city. Hopefully, once [the] economy improves, we'll see more progress in renovation and shopping and dining venues.

- Downtown St. Louis Worker



THE PARTNERSHIP *for*
DOWNTOWN ST. LOUIS



DOWNTOWN COMMUNITY
IMPROVEMENT DISTRICT

TABLE OF CONTENTS

Survey Introduction	3
Survey Highlights	4
Full Results	
Perceptions of Downtown St. Louis	4
Use of Downtown	8
Worker Profile	11
Comments	17
About Us	20

ACKNOWLEDGEMENTS

The Partnership for Downtown St. Louis and Downtown St. Louis Community Improvement District (CID) would like to thank workers and Companies for their cooperation in this survey. Their help was instrumental in ensuring a high level of participation. The Partnership/CID would also like to give a special thanks to our intern, Alessandro Minnella, for all of his work coordinating the survey.

Copies of the 2010 Downtown Worker Survey are available online in a downloadable PDF format from the Partnership/CID website at www.downtownstl.org. For additional information about this survey or for more detailed information on development in downtown St. Louis, please contact our Housing & Economic Development staff at:

The Partnership for Downtown St. Louis
& Downtown St. Louis Community Improvement District
720 Olive Street, Suite 450
St. Louis, MO 63101

SURVEY INFORMATION

The Downtown Worker Survey is a bi-annual project of the Partnership for Downtown St. Louis and Downtown St. Louis Community Improvement District (CID). The survey is part of an ongoing commitment by the Partnership/CID to track market data that both reflects and supports economic, business and worker development within the District and throughout Downtown St. Louis.

The Worker Survey measures perceptions and use of downtown within the central corridor of the downtown area. The area includes large corporations, government agencies, and small businesses. This central corridor is bound by the Mississippi River on the east, Jefferson Ave. on the west, I-64 on the south and Cole St on the north. The area includes the Central Business District, Washington Ave./Garment District, Downtown West, Couples Station/Ballpark, and part of the Civic Center District.

The 2010 survey was conducted between March and May 2010. Surveys were distributed electronically to workers within the target area. The survey was also available on the Partnership/CID website.

A total of 4,827 workers began the survey with 3,408 completing the entire survey for a 70.6% completion rate. Participation in the survey was self-selected and did not use scientific sampling methodology.

PERCEPTIONS OF DOWNTOWN

1. Please rate the overall quality of your experience of Downtown St. Louis as a work environment and business community.

Answer Options	Poor (1)	2	3	4	5	6	Out- standing (7)	Below Average Rating	Average Rating	Above Average Rating
(1 - 7)	54	117	320	870	1400	802	195	13.1%	23.2%	63.8%

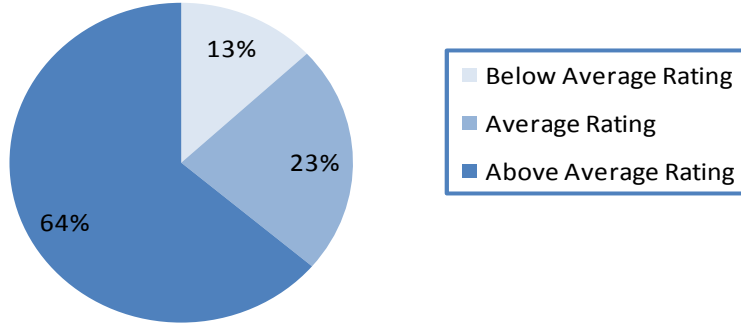
Notes:

'Below Average Rating' is the total of answers 1, 2, & 3.

'Average Rating' is the total of answer 4.

'Above Average Rating' is the total of answers 5, 6, & 7.

Quality of Experience Working Downtown



2. Rate the overall quality of your experience of Downtown St. Louis as it relates to the following specific attributes.

Answer Options	Poor (1)	2	3	4	5	6	Out- standing (7)	Below Average Rating	Average Rating	Above Average Rating
Character (history, architecture)	27	105	326	759	1244	974	468	11.7%	19.4%	68.8%
Cleanliness	202	392	780	1093	964	467	91	34.4%	27.4%	38.2%
Dining Options	137	269	649	932	1024	627	248	27.1%	24.0%	48.9%
Event & Entertainment Options (free and ticketed / during and after work)	128	287	647	956	969	592	225	27.9%	25.1%	47.0%
Green Spaces (parks, plazas, gardens, landscapes)	80	233	496	873	1085	834	351	20.5%	22.1%	57.4%
Infrastructure (quality / maintenance of streets, sidewalks, lighting, utilities, etc.)	341	492	770	989	871	412	79	40.5%	25.0%	34.4%
Location within the region (ease of commute / accessibility)	147	213	448	729	1091	930	409	20.4%	18.4%	61.3%
Office Space (attractive, efficient, convenient)	96	197	468	797	1087	853	318	19.9%	20.9%	59.2%
Parking Convenience (availability / location)	345	377	518	722	868	664	319	32.5%	18.9%	48.5%
Parking Cost	588	486	622	656	658	357	218	47.3%	18.3%	34.4%
Pedestrian Experience (streetscapes, signage, connectivity)	204	433	757	942	979	463	112	35.8%	24.2%	39.9%
Personality (energy, excitement, mixed-uses, diversity)	298	536	804	893	812	396	133	42.3%	23.1%	34.6%
Public Transportation Options	270	391	551	735	822	544	212	34.4%	20.9%	44.8%
Safety - daytime	143	250	479	701	1181	926	259	22.1%	17.8%	60.1%
Safety – nighttime	781	760	712	667	483	202	43	61.8%	18.3%	20.0%
Service Options (banks, dry cleaners, gyms, salons, medical care, auto repair)	374	637	783	780	708	317	99	48.5%	21.1%	30.4%
Shopping Options (fashion, home furnishings, gifts, personal care items)	876	829	819	637	371	134	40	68.1%	17.2%	14.7%

Notes:

'Below Average Rating' is the total of answers 1, 2, & 3.

'Average Rating' is the total of answer 4.

'Above Average Rating' is the total of answers 5, 6, & 7.

3. Rate the importance of these same attributes in terms of how they impact your personal experience and perception of Downtown St. Louis.

Answer Options	Not Important (1)	2	3	4	5	6	Extremely Important (7)	Below Average Rating	Average Rating	Above Average Rating
Character (history, architecture)	156	152	343	753	1059	923	587	16.4%	19.0%	64.7%
Cleanliness	7	26	82	257	816	1429	1356	2.9%	6.5%	90.6%
Dining Options	21	44	121	441	1063	1426	834	4.7%	11.2%	84.1%
Event & Entertainment Options (free and ticketed/ during and after work)	105	101	310	702	1114	1091	546	13.0%	17.7%	69.3%
Green Spaces (parks, plazas, gardens, landscapes)	45	75	189	650	1138	1179	701	7.8%	16.3%	75.9%
Infrastructure (quality / maintenance of streets, sidewalks, lighting, utilities, etc)	10	29	76	370	925	1452	1107	2.9%	9.3%	87.8%
Location within the region (ease of commute / accessibility)	27	29	123	464	961	1340	1024	4.5%	11.7%	83.8%
Office Space (attractive, efficient, convenient)	127	94	269	704	1129	1115	521	12.4%	17.8%	69.8%
Parking Convenience (availability / location)	83	70	138	405	869	1295	1095	7.4%	10.2%	82.4%
Parking Cost	128	115	158	437	773	1132	1194	10.2%	11.1%	78.7%
Pedestrian Experience (streetscapes, signage, connectivity)	36	52	149	500	1017	1322	870	6.0%	12.7%	81.3%
Personality (energy, excitement, mixed-uses, diversity)	82	72	204	555	995	1204	832	9.1%	14.1%	76.9%
Public Transportation Options	285	224	333	571	787	900	833	21.4%	14.5%	64.1%
Safety - daytime	10	17	53	117	299	852	2618	2.0%	3.0%	95.0%
Safety – nighttime	51	64	90	158	309	809	2477	5.2%	4.0%	90.8%
Service Options (banks, dry cleaners, gyms, salons, medical care, auto repair)	105	124	240	658	1015	1115	693	11.9%	16.7%	71.5%
Shopping Options (fashion, home furnishings, gifts, personal care items)	133	191	308	688	954	993	690	16.0%	17.4%	66.6%

Notes:

'Below Average Rating' is the total of answers 1, 2, & 3.

'Average Rating' is the total of answer 4.

'Above Average Rating' is the total of answers 5, 6, & 7.

4. How often do you come in contact with the homeless and/or panhandlers while you are downtown?

Answer Options	Never (1)	2	3	4	5	6	Daily (7)	Below Average Frequency	Average Frequency	Above Average Frequency
Frequency of contact	90	511	567	642	649	516	978	29.5%	16.2%	54.2%

5. How has the presence of the homeless and/or panhandlers changed since you have been working downtown?

Answer Options	Response Count	Percentage
Decreased presence	1136	24.7%
Unchanged	1657	36.0%
Increased presence	779	16.9%
Don't know	419	9.1%
Other comments related to homelessness and panhandlers	608	13.2%

Other comments related to homelessness and panhandlers:

- I have more problems with the homeless at night.
- It scares me when they come walking up to my car.
- They are the worst around New Life Evangelistic Center (NLEC).
- They make me uncomfortable compared to Clayton where I used to work.
- They need to be discouraged from interfering with pedestrians especially at events.
- Although most are harmless, they really hurt the image of the city and can make you feel unsafe.
- Can we get those parking meter deals for donations like CWE?
- It has improved over the last 5 years.
- I believe it's increased due to the economy.
- Seems to increase when there are more tourists in town.
- I really have never had a negative experience with the homeless.
- I do not mind coming in contact with the homeless persons, but do not like panhandlers.
- They should not be allowed to solicit money at intersections from drivers. This slows traffic and is dangerous.
- I see a lot of urinating on buildings. No public restrooms available.
- I never had a negative experience - they're just always around.
- Time to move on Larry Rice.

USE OF DOWNTOWN

1. In a typical month, how often do you...

Answer Options	0	1-3	4-7	8-11	12-15	16-19	20+
purchase breakfast downtown (including coffee or beverages only)?	1657	1094	441	207	169	145	177
purchase lunch downtown (including carry-out, casual dining or full-service)?	202	883	930	607	473	406	395
stay downtown after work for a drink?	1890	1446	363	116	48	16	14
stay downtown after work for dinner?	2087	1365	296	71	34	14	20
shop downtown (fashion, home furnishings, gifts, personal care items, etc.) with or without making a purchase?	1558	1455	552	166	80	29	42

2. In a typical month, how often do you purchase the following personal services from downtown providers either before, during, or after the work day?

Answer Options	0	1-3	4-7	8-11	12-15	16-19	20+
Banking	1361	1231	683	297	139	60	108
Barber/Salon	3516	336	15	6	2	0	3
Dry Cleaners/Laundry	3505	271	65	18	8	2	6
Florist	3276	539	33	15	3	0	1
Gas	2288	1063	370	94	27	9	23
Gym/Trainer/Yoga Studio	3464	92	62	53	55	46	95
Groceries	1815	1083	526	222	100	69	59
Pharmacy/Health products	2240	1127	325	98	34	20	24
Spa/Massage	3722	77	16	7	4	2	2

3. In the past year, how often have you purchased the following personal services from downtown providers before, during or after the work day?

Answer Options	0	1-3	4-7	8-11	12-15	16-19	20+
Auto repair	3179	565	117	19	1	2	3
Chiropractor	3785	57	17	9	8	3	4
Legal Service	3619	211	24	12	4	0	5
Optometrist	3668	183	24	1	3	0	0
Pet grooming	3794	42	25	10	2	1	0
Physical therapy/Rehabilitation	3817	30	13	11	4	1	5
Primary doctor	3773	59	18	5	1	2	2
Special Medical Doctor	3723	108	19	8	2	2	1
Urgent Care	3550	285	17	5	1	1	3
Veterinarian Care	3747	27	14	3	0	0	1

4. If you could choose one new store for downtown that you would visit often, what would it be? (2811 answers)

Answer	Response Count	Percentage
Walgreens/CVS	456	16.2%
Target	413	14.7%
Dillard's / Nordstrom's	124	4.4%
Wal-Mart	120	4.3%
Schnucks, Shop N Save, Dierbergs	86	3.1%
IKEA	82	2.9%
Kohl's	56	2.0%
Trader Joe's	52	1.8%
Best Buy	50	1.8%
JC Penny	31	1.1%

5. In the past year, how often have you visited the following public spaces/plazas downtown either before, during, or after the work day?

Answer Options	0	1-3	4-7	8-11	12-15	16-19	20+
The Arch grounds	1106	1559	487	216	147	51	282
Citygarden	1023	1052	550	349	231	116	527
Kiener Plaza	863	1307	703	329	208	97	341
Old Post Office Plaza	1768	1088	396	214	124	55	149

6. In the past year, how many times have you made non-work related visits to downtown specifically for the following activities?

Answer Options	0	1-3	4-7	8-11	12-15	16-19	20+
Blues Hockey	2395	1062	205	70	37	14	52
Cardinals Baseball	694	1546	832	372	195	90	146
Rams Football	2628	968	134	92	17	2	4
Other Sporting Events	2773	829	140	30	4	2	9
City Museum	2179	1475	141	31	11	2	6
The Arch	1859	1645	213	58	14	8	45
Other Attractions / Museums	2017	1398	282	58	18	9	15
Bar/Club	1483	1061	616	277	143	63	205
Casinos	2107	1164	325	102	40	28	67
Convention Center (show / events)	2007	1548	214	41	18	3	8
Dining	888	1278	820	360	176	93	251
Festivals	1680	1620	378	78	40	19	17
Music Venues	2182	1137	358	96	40	10	23
Parades	2357	1291	138	16	9	6	9
Scottrade Center (concert / show)	2022	1425	308	52	17	16	8
Shopping	2329	854	284	127	71	15	78



WORKER PROFILE

1. How long have you worked in downtown St. Louis?

Answer Options	Response Count	Percentage
Less than 6 months	78	2.0%
6 months - 1 year	112	2.9%
1-3 years	547	14.4%
3-5 years	486	12.8%
5-10 years	757	19.9%
10+ years	1831	48.0%

2. Age

Answer Options	Response Count	Percentage
18 - 24	76	2.0%
25 - 29	407	10.6%
30 - 34	482	12.6%
35 - 39	395	10.3%
40 - 44	445	11.6%
45 - 49	613	16.0%
50 - 54	673	17.5%
55 - 59	462	12.0%
60 - 64	226	5.9%
65+	56	1.5%

3. Gender

Answer Options	Response Count	Percentage
Male	1438	37.5%
Female	2397	62.5%

4. What is your home zip code?

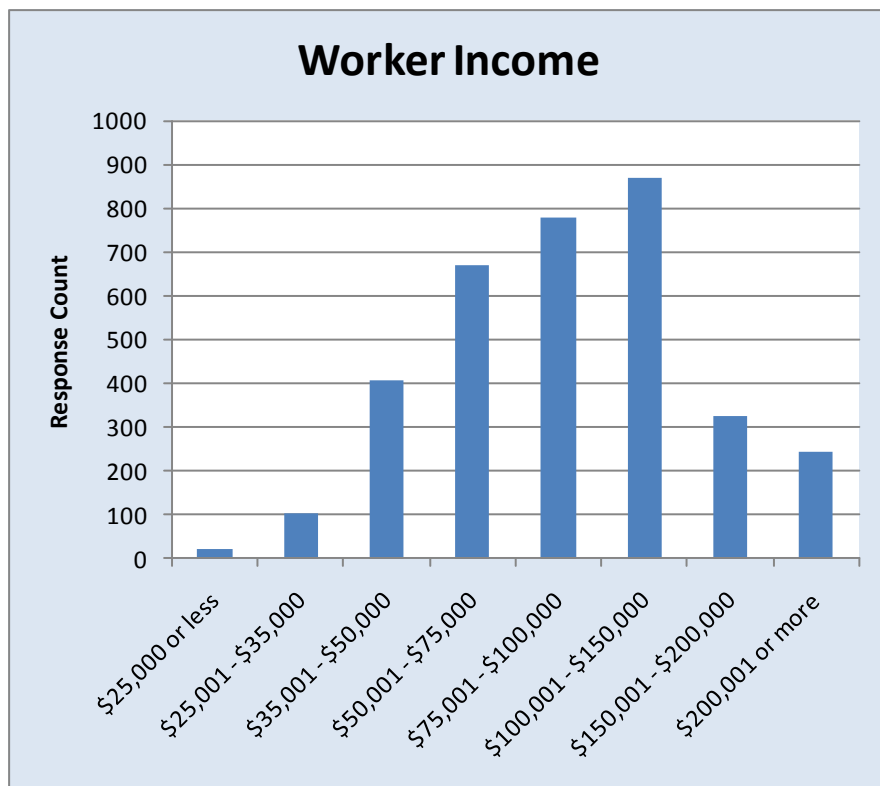
Answer by County	Response Count	Percentage
City of St. Louis, MO	802	21.0%
St. Louis County, MO	1695	44.5%
Other Missouri Counties	474	12.4%
St. Clair County, IL	539	14.1%
Madison County, IL	241	6.3%
Other Illinois Counties	59	1.5%

5. Do you own or rent your home?

Answer Options	Response Count	Percentage
Own	3229	85.9%
Rent	529	14.1%

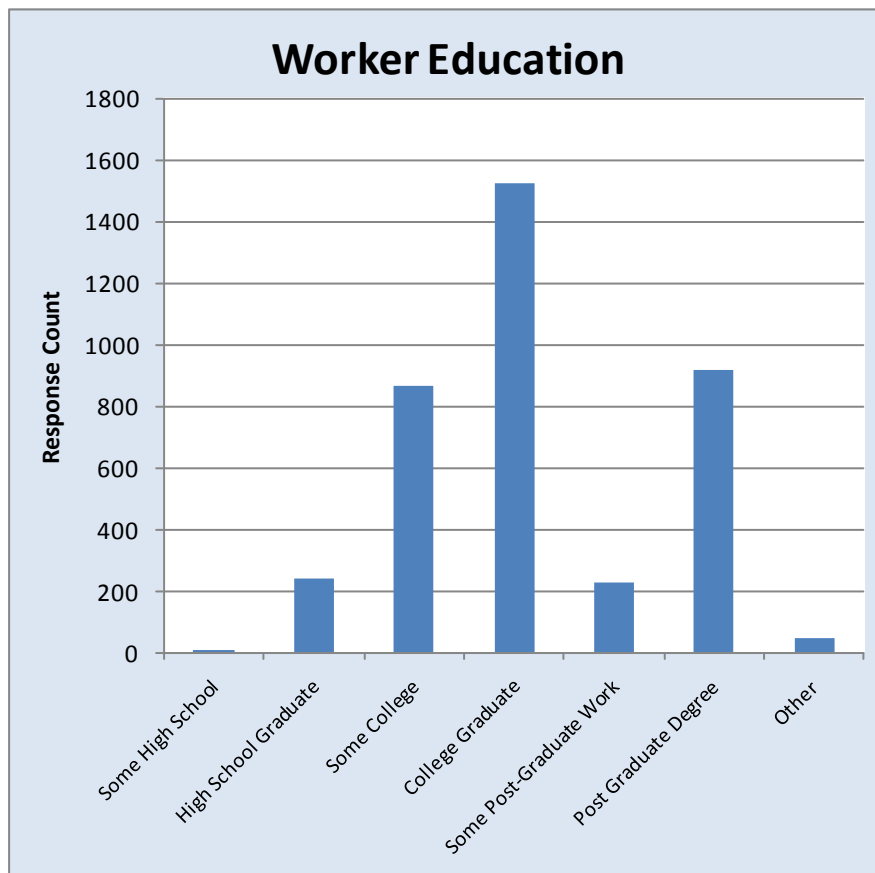
6. Which of the following categories best describes your annual household income?

Answer Options	Response Count	Percentage
\$25,000 or less	23	0.7%
\$25,001 - \$35,000	104	3.0%
\$35,001 - \$50,000	406	11.9%
\$50,001 - \$75,000	671	19.6%
\$75,001 - \$100,000	778	22.8%
\$100,001 - \$150,000	867	25.4%
\$150,001 - \$200,000	325	9.5%
\$200,001 or more	243	7.1%



7. What is your highest level of education completed?

Answer Options	Response Count	Percentage
Some High School	5	0.1%
High School Graduate	242	6.3%
Some College	869	22.7%
College Graduate	1525	39.8%
Some Post-Graduate Work	230	6.0%
Post Graduate Degree	915	23.9%
Other	49	1.3%



8. Do you plan to pursue credit or non-credit education in the next two years?

Answer Options	Response Count	Percentage
Yes	1018	27.2%
No	2720	72.8%

9. In a typical week how do you commute to work (times per week)?

Answer Options	0	1	2	3	4	5	6	Below Average Frequency	Average Frequency	Above Average Frequency
Bike	2611	37	12	8	6	10	5	98.9%	0.3%	0.8%
Carpool	2311	58	50	54	95	193	18	87.0%	1.9%	11.0%
Drive by Myself	429	186	123	155	214	2146	332	20.6%	4.3%	75.1%
MetroLink	2337	85	28	35	36	231	43	87.7%	1.3%	11.1%
MetroBus	2520	32	18	23	22	82	16	94.7%	0.8%	4.4%
Motorcycle	2621	19	6	7	2	3	1	99.5%	0.3%	0.2%
Scooter	2646	2	3	2	1	2	1	99.8%	0.1%	0.2%
Walk	2512	20	18	10	12	76	25	95.4%	0.4%	4.2%

10. How long is your typical commute to work?

Answer Options	Response Count	Percentage
15 minutes or less	729	19.0%
16-30 minutes	1546	40.2%
31-45 minutes	1059	27.6%
46-60 minutes	429	11.2%
More than an hour	80	2.1%

11. If you drive or carpool to get to work, which road do you normally use to bring you into Downtown?

Answer Options	Response Count	Percentage
I-70 in Missouri	483	13.0%
Forest Park Parkway / Market St.	38	1.0%
I-64/40 in Missouri	504	13.6%
I-44 in Missouri	645	17.4%
Gravois Rd / Tucker Blvd	153	4.1%
I-55 in Missouri	657	17.7%
Dr. Martin Luther King Bridge	203	5.5%
Eads Bridge	155	4.2%
Poplar Street Bridge (PSB); I-55, I-64, I-70	268	7.2%
Do not drive or carpool	396	10.7%
Other	201	5.4%

COMMENTS

12. Please feel free to write any additional comments regarding your experience as an employee in downtown St. Louis.

- I do enjoy being downtown, however, lack of retail is frustrating. Also wish they would clean up the building which are eyesores!!! How about some free short concerts at lunch in Kiener.
- Downtown St. Louis has come a long way to spruce itself up and make itself more inviting and interesting. I'd love to see something wonderful happen with the area designated as Ballpark Village.
- Expansion of metro would really help this area. Also, highway 40 seems to disconnect the downtown area from the nearby neighborhoods of Soulard/Benton Park, etc... Same thing with Highway 70 and the arch grounds.
- There's no other area I would chose to work.
- I would like to see more jobs or employers come to the area. We have lost many.
- I have worked downtown for four years, and downtown just keeps improving. I like the expanding options for restaurants and necessary shopping (esp. groceries), generally feel safe walking, even at night, and love City Garden and other greenspace projects. I know homeless and panhandlers are viewed as a problem. I have never been panhandled downtown since I have worked here, and the homeless do not bother me a bit; it's just part of city living. I would take the bus more often if I didn't have to transfer at the Civic Center station.
- Love being downtown, and look forward to the continued improvements.
- The CBD needs a master plan created by a qualified consultant.
- Although excited initially to be able to work downtown, my enthusiasm has cooled as I have discovered that many of the conveniences I expected were not here - though Culinaria has helped immensely - and the commute via mass transit has begun to feel far too long (and since the schedule was cut, fewer trains leads to rushing to catch one because of the 15 minute wait in between - and the lack of park-and-ride lots means I have to drive the wrong way to park and ride which just adds even more time). I like the idea of mass transit into the city center, but it should not take twice as long as driving!
- I love being able to walk around by the Arch during lunch and view the Riverfront. I love the variety of restaurants.
- Downtown has REALLY improved over the last few years. I know people who come downtown after not being there for a while, and they are always amazed at how much growth and renewal there has been.
- We need more public transportation options. A north/south metrolink route would be amazing.
- St Louis is good to walk around, not great for shopping. Has good attractions which I will review when I retire, which I hope will be soon.
- Great to have Webster and Lindenwood downtown, and wish UMSL would have classes here, too. Presence of young people is outstanding asset for downtown.
- I love working downtown. I really enjoy the green spaces and the people.
- I would like to see an ordinance requiring business owners clean the sidewalks in front of their business.
- Please help us grow our downtown! I love working downtown and would love to see more companies here...big and small. Please help fill the vacant buildings (Lasalle, Arcade, etc.) and help attract developers to build on the vacant lots.

12. Please feel free to write any additional comments regarding your experience as an employee in downtown St. Louis. *Continued...*

- I love the energy of downtown during the day. I have no issues getting door to door in 20 minutes and I never have problems finding early bird parking on the days I can't ride with carpool.
- Overall - the police and fire departments do an excellent job!
- I like working downtown, I lived downtown in Gentry's Landing as a single person for a few years from 1999-2001 and it's really improved since then.
- I don't like the fact that we have to pay city tax to work downtown.
- I have mostly enjoyed working downtown, but know that there is a lot of work to be done to make this city what it really could be. I'd like to know that there's a large number of people that live in the city and have a vested interest in making it a better place.
- I love the changes to downtown! I love working downtown and shopping when I have the cash.
- I have worked all over St Louis and the city is by far the most fun place to work. Better than Clayton, Westport, or any other place in the county. Christmas tree lighting, Cards games, concerts...it's fun when there are things going on.
- Hope the improvement continues - really appreciate the efforts!
- Awesome. Diversity of places, people, things to do. Need more retail, but that will come. Keep sprucing up the landscaping, however. We need to always look sharp.
- Ballpark Village??? When is that going to happen?
- I love working downtown. Love taking the MetroLink to work. I wish I could move downtown, sell my car, and live the city-life sans auto but that's just not feasible in St. Louis. And I wish the city didn't shut down over the weekend. And so many businesses have closed lately. I have to desire to be downtown over the weekend. I live in U City and the loop is so much more vibrant on the weekends.
- This is my second time working downtown after a 6 1/2 year stint on The Loop. It has made amazing strides since I've been gone. We need to regain that momentum. How can we make urban living more desirable to the other 2.5 million people living in the rest of the region?
- I enjoy working downtown so much! I think the clean team does a good job, but I hate that people just throw trash out, on the ground, etc...
- More Services! and more design review on new city buildings. keep supporting the urban core neighborhoods.
- all of my long term employment has been in downtown St. Louis. I enjoy coming to a city center every day. I enjoy the convenience of shops and services nearby, but now that I work at the north end of downtown, I find I have to travel by car to access services I need, so I don't use them much.
- I used to ride Metro Bus to get to work, and if the voters ever agree to fund it, I hope to ride it again in the future.
- Not real exciting downtown as compared to seeing other cities promote their activities etc.
- I've very much enjoyed working downtown and the convenience of the parking to my office.
- Its really much more bike and pedestrian friendly than people realize. Back downtown after several years and I'm delighted to be here.
- Just want to see downtown become a thriving place where people can live, shop, and work.

12. Please feel free to write any additional comments regarding your experience as an employee in downtown St. Louis. *Continued...*

- I love downtown St. Louis. I just wish there were a way to attract more businesses and residents.
- When I was younger, I would shop down, especially at the St. Louis Centre, have fond memories. Always loved the vibe and the diversity
- Please do what you can to stop the demolition of our historic buildings. They're what make downtown "downtown".
- Please concentrate on making downtown Pedestrian Friendly.
- Please work to remove HWY 70 from downtown. It's a barrier and Memorial drive is an embarrassment for the City, it could be so much more."
- please fix SLPS. young educated people living in the city aren't staying when they are ready to start a family, or choose private options.
- I am excited about the potential of downtown. Read the article Can St. Louis Compete, we have to believe we can. I am also excited about the Northside Regeneration development on the horizon that will greatly impact the landscape and the Arch development. Look like a lot of things are on the horizon!
- I absolutely love working downtown, and would encourage any business owner to locate there. It has come a long way since I started working there, but there is still lots of room for improvement. Unfortunately, there seems to be less "hustle and bustle" these days, the result of the loss of several prominent businesses. It's critical that downtown attract and retain businesses to get the employment count to where it once was.
- There needs to be close attention to minor flaws in the urban environment... for example, Kiener Plaza has flooded sidewalks (after a rain).. it has a broken off light standard.. it has some planters out of kilter... but this is a problem in other parts of downtown too. Minor physical blemishes which never get dealt with, but which over all keep Downtown from being first class. I am not the only person who sees these things.
- Downtown has really improved and I hope to see more retail and more businesses moving into the empty buildings.
- Also, as in my previous comments, the traffic control is horrible. Drivers nearly ignore the lights and on the weekend Friday's and the other night spots, the patrons that are half drunk just walk out in front of traffic, ignore the walk signals, block traffic, stand in the street drinking, stop in the street and block lane(s) to talk to pedestrians and more. The last thing downtown needs is a bunch of staggering drunks all over the place causing trouble.
- Although I live in Illinois, I feel that downtown St. Louis is also my "home."
- Really pushing for a nice Walgreens. They are practically on every corner except downtown. I still miss Woolworths. Used to love to shop stores on lunch hours.
- I am a big fan of Metro Link. It is a great way to get to work.
- I absolutely love working downtown!!!

ABOUT US



THE PARTNERSHIP for
DOWNTOWN ST. LOUIS

The Partnership for Downtown St. Louis is a not-for-profit organization representing its members from throughout the region in pursuit of a healthy and vital downtown. The Partnership addresses legislation, transportation, and numerous public and private initiatives and programs that strengthen the business and residential community, improve the physical environment and enhance the image of downtown St. Louis. The Partnership also directs programs of the Downtown St. Louis Foundation and Downtown Now! For information about membership, please call 314-436-6500 or visit www.downtownstl.org



DOWNTOWN COMMUNITY
IMPROVEMENT DISTRICT

The Partnership for Downtown St. Louis manages the Downtown St. Louis Community Improvement District, a 165 square block area within downtown St. Louis. The CID was established by property owners within the District who assess themselves in order to fund enhanced services and programs that improve or expand security, maintenance, beautification, economic development, marketing and special events within the District. Originally established for a five year term in 2000, the CID was renewed for a seven year term that began on January 1, 2005 and runs through December 31, 2011.

www.downtownstl.org

